

! Kheis
Munisipaliteit
Municipality

Private Bag x2
GROBLERSHOOP

Phone: 054 – 8339500
Fax: 054 – 8330690


ITEM:	003
RESOLUTION (MOTION):	003.06.2015


COUNCIL HAS TAKEN THE FOLLOWING DECISION DURING A COUNCIL MEETING HELD ON 30 JUNE 2015: COUNCIL:

1. revokes the resolution on item 006 of 28 August 2014 to establish a single tribunal;
2. approves the Spatial Planning and Land Use Management Act, 16 of 2013;
3. approves the set of bylaw for SPLUMA;
4. approves a Joint Spatial Planning Tribunal with the Z. F. M. District Municipality;
5. approves the tariff structure on Spluma; and
6. approves all necessary steps to ensure compliance with SPLUMA and joint venture.

Motion Proposed:	Cllr S Esau
Secondant:	Cllr A Diergaardt

Signed:


.....
(Municipal Manager)




30 JUNE 2015

IKHEIS MUNISIPALITEIT


TARIEWELYS 2014/2015

BESKRYWING

	2014/2015	2015/2016	BTW	Totale Tarief
	R		R	R
Eiendomsbelasting				
Residens erwe c/R1	0.0083	0.01	-	0.0088
Besigheids erwe c/R1	0.0103	0.01	-	0.0109
Bouklousule - Leë erwe				
- Residensiële (Belasting op R100 000)				
- Besigheids erwe (Belasting op R100 000)				
Landbou erwe c/R	0.001700	0.00	-	0.0018
Publieke Infrastruktuur erwe c/R	0.0020	0.00	-	0.0021
Sanitasie (Suiptenk Verwyderings)				
Woonhuise per Vrag	72.59	76.94	10.77	87.72
Besighede per Vrag	90.74	96.18	13.47	109.65
Skole per Vrag	90.74	96.18	13.47	109.65
Abbattoir	17,752.50	18,817.65	2,634.47	21,452.12
Vullisverwydering				
Woonhuise	99.81	105.80	14.81	120.61
Besighede per vrag	220.03	233.24	32.65	265.89
Tuinvullis	104.35	110.61	15.49	126.09
Bouafval	208.69	221.21	30.97	252.18
Water				
Deposito's - Residensiëel	467.46	495.51	69.37	564.88
- Besighede	1,701.30	1,803.38	252.47	2,055.85
Aansluitingsfooi - gedienste erwe	646.60	685.40	95.96	781.35
- ongedienste erwe	1,293.20	1,370.79	191.91	1,562.70
Vaste Maandelikse heffing	53.31	56.51	7.91	64.42
Vaste maandelikse heffing (Abbattoir)	274.48	290.94	40.73	331.68
Gesuiwerde water				
0 - 6 Kl	3.40	3.61	0.50	4.11
7 - 15 Kl	5.67	6.01	0.84	6.85
16 - 40 Kl	5.67	6.01	0.84	6.85
41 - 80 Kl	6.81	7.21	1.01	8.22
80 - 100 Kl	6.81	7.21	1.01	8.22
101 - 150 Kl	6.81	7.21	1.01	8.22
151 - 200 Kl	19.28	20.44	2.86	23.30
201 Kl +	23.82	25.25	3.53	28.78
Skole en Koshuis	7.94	8.42	1.18	9.59
Abbattoir	7.94	8.42	1.18	9.59
Rou water - self gepomp	0.22	0.24	0.03	0.27
Heraansluiting - Residensiëel(Wanbetaling)	233.20	247.19	34.61	281.80
- Besighede	775.92	822.48	115.15	937.62
Beskikbaarheidsgelde				
Water	54.44	57.71	8.08	65.79
Vullis	99.81	105.80	14.81	120.61

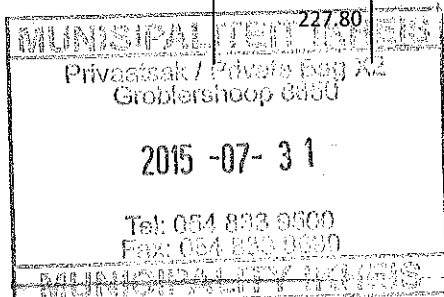


BESKRYWING	2014/2015	2015/2016	BTW	Totale Tarief
	R		R	R
<u>Administrasie Fooi</u>				
Per huis	15.88	16.83	2.36	19.19
Huur Meentgrond - per eienaar /maand	159.00	168.54	23.60	192.14
<u>Subsidie (Equitable Share)</u>				
Per huis	263.13	278.92	39.05	317.97
<u>Biblioteek</u>				
Boetes per dag laat	1.13	1.20	0.17	1.37
<u>Smouslisensies</u>				
Per lisensie				
Kosverkope per dag	38.56	40.88	5.72	46.60
Kosverkope per maand	331.19	351.06	49.15	400.21
Klerasie per dag	74.86	79.35	11.11	90.46
Klerasie per maand	646.49	685.28	95.94	781.22
<u>Rente op Verbruikersrekeninge</u>				
Rente per jaar	10%	0.10	0.01	0.11
<u>Hersonerings</u>				
Advertensiekostes	125.00	125.00	17.50	142.50
Aansoek om hersonering	125.00	125.00	17.50	142.50
<u>Bouplangelde</u>				
Planfooie - Basies	210.96	223.62	31.31	254.93
1 - 50 m	111.15	117.82	16.49	134.32
51 - 100 m	175.80	186.35	26.09	212.44
101 - 150 m	250.66	265.70	37.20	302.90
151 - 200 m	350.47	371.50	52.01	423.51
201 - 300 m	556.89	590.31	82.64	672.95
301 - 400 m	722.49	765.83	107.22	873.05
401 - 500 m	888.08	941.36	131.79	1,073.15
Bo 500 m	1,109.25	1,175.80	164.61	1,340.41
<u>Bousand</u>				
Aflewering per Km	14.74	15.63	2.19	17.82
<u>Fakse/Fotostate</u>				
Fakse - ontvang	3.40	3.61	0.50	4.11
- gestuur	5.67	6.01	0.84	6.85
Fotostate - A4	0.93	0.99	0.14	1.13
Fotostate - A3	1.86	1.97	0.28	2.24
Fotostate - A1	51.15	54.21	7.59	61.80
<u>Uitklaring-/waardasiesertifikate/Soneringcertifikaat</u>				
Per sertifikaat	79.03	83.78	11.73	95.50



BESKRYWING

	2014/2015	2015/2016	BTW	Totale Tarief
	R		R	R
Huurgeld				
Safe - Kleuterskole	1,421.15	1,506.42	210.90	1,717.32
Kantoor (x1)	1,421.15	1,506.42	210.90	1,717.32
Kantoor (x2)	1,421.15	1,506.42	210.90	1,717.32
Kantoor (x 3)	1,421.15	1,506.42	210.90	1,717.32
Addisionele kantore	1,421.15	1,506.42	210.90	1,717.32
Begrafnisonderneming - Groblershoop	1,421.15	1,506.42	210.90	1,717.32
Lykshuis - Brandboom	489.97	519.37	72.71	592.09
Dept Welsyn	1,421.15	1,506.42	210.90	1,717.32
Tegniese Kantoor - Groblershoop	1,421.15	1,506.42	210.90	1,717.32
Kliniek - Brandboom	2,284.28	2,421.34	338.99	2,760.32
Woonstel - Brandboom	1,421.15	1,506.42	210.90	1,717.32
Padstal	391.30	414.78	58.07	472.85
Raadsaal vergaderings	229.11	242.85	34.00	276.85
Biblioteek saal	1,421.15	1,506.42	210.90	1,717.32
Opsoekfooi				
NAVIS	55.79	59.14	8.28	67.41
Grafte				
Per graf	46.50	49.29	6.90	56.19
Gemeenskapsale (Brandboom, Wegdraai , Grootdrink & Topline)				
Deposito	467.46	495.51	69.37	564.88
Produkte verkopings				
Kerke	137.24	145.47	20.37	165.84
Instansies	137.24	145.47	20.37	165.84
Kongresse				
Kerke	110.02	116.62	16.33	132.95
Instansies	220.03	233.24	32.65	265.89
Publieke Vergaderings	55.58	58.91	8.25	67.16
Danspartye	275.61	292.15	40.90	333.05
Onthale				
Dinees	206.42	218.81	30.63	249.44
Huwelike	275.61	292.15	40.90	333.05
Konserte				
Liefdadigheid	27.22	28.85	4.04	32.89
Oefening	27.22	28.85	4.04	32.89
Opvoering	275.61	292.15	40.90	333.05
Kerke / Begrafnisse	55.58	58.91	8.25	67.16
Sportstadion				
Deposito per Sporttoernooi	850.79	901.84	126.26	1,028.09
Deposito per funksie	585.79	620.94	86.93	707.87
Dagtarief per uur	46.49	49.28	6.90	56.18
Aandtarief per uur	227.80	241.47	33.81	275.28



BESKRYWING**Leë erwe - Verkoopprys**

Besigheidserwe

Alle Dorpe bedrag per m2

Nuwe erwe (Werklike opmeetkoste plus)

Residensieël

Stand Plase (Uitgesluit Groblershoop)

Nuwe erwe (Werklike opmeetkoste plus)

Groblershoop standplase

Nuwe erwe (Werklike opmeetkoste plus)

Kerkerwe

Alle Dorpe

Tender Deposito

Per Tender (nie terugbetaalbaar)

	2014/2015	2015/2016	BTW	Totale Tarief
	R		R	R
Alle Dorpe bedrag per m2	25.82	27.37	3.83	31.20
Nuwe erwe (Werklike opmeetkoste plus)	25.82	27.37	3.83	31.20
Stand Plase (Uitgesluit Groblershoop)	14.54	15.42	2.16	17.57
Nuwe erwe (Werklike opmeetkoste plus)	14.54	15.42	2.16	17.57
Groblershoop standplase	18.30	19.39	2.72	22.11
Nuwe erwe (Werklike opmeetkoste plus)	18.30	19.39	2.72	22.11
Alle Dorpe	7.27	7.71	1.08	8.79
Per Tender (nie terugbetaalbaar)	344.03	364.68	51.05	415.73

